

Exercise 1

If you haven't done so already, install a C++ compiler on your computer. If in doubt how to do this, this webpage may be helpful to you:

www.cs.odu.edu/~zeil/cs250PreTest/latest/Public/installingACompiler/

Exercise 2

For each of the following functions, give the asymptotic runtime in “Big O” notation. All examples are taken from McDowell: *Cracking the Coding Interview: 189 Programming Questions and Solutions*. 6th ed. Palo Alto, CA, 2016.

Exercise 2 a)

```
1 void printUnorderedPairs (const std::vector<double>& V) {
2   for (unsigned i = 0; i < V.size(); ++i) {
3     for (unsigned j = i+1; j < V.size(); ++j) {
4       std::cout << "{" << V[i] << "," << V[j] << "}" << std::endl;
5     }
6   }
7 }
```

Exercise 2 b)

```
1 int factorial (int n) {
2   if (n < 0) { // case (i)
3     return -1;
4   } else if (n == 0) { // case (ii)
5     return 1;
6   } else { // case (iii)
7     return n * factorial (n-1);
8   }
9 }
```

Exercise 2 c)

```
1 void allFib (int n) {
```

```

2  for (int i = 0; i <= n; ++i) {
3      std::cout << "fib(" << i << "): " << fib(i) << std::endl;
4  }
5  }
6
7  int fib (int n) {
8      if (n == 0 || n == 1) {
9          return n;
10     }
11     return fib(n-1) + fib(n-2);
12 }

```

Exercise 3

Exercise 3 a)

Implement a function that finds all positive integer solutions to the equation

$$a^2 + b^2 = c^2 + d^2$$

where $a, b, c, d \in [0, 1000]$. Try to find an efficient solution. What is the asymptotic runtime of your function?

Optional: Measure the actual runtime of your function.

Exercise 3 b)

Implement a function that compresses a string using counts of repeated characters¹. For example, the string `aabcccccaaa` becomes `a2bc5a3`. Note that if a character occurs only once, then its count is not part of the compressed string.

Exercise 3 c)

Implement a stack class, i.e., a LIFO container. Your class is expected to provide the following function members:

- `pop()`: Remove the top item from the stack
- `push(item)`: Add an item to the top of the stack
- `top()`: Return the top of the stack
- `isEmpty()`: Return true if and only if the stack is empty

Exercise 4

In the source code provided on the website you'll find a simple binary tree class, cf.

¹Run-length encoding, see https://en.wikipedia.org/wiki/Run-length_encoding

`binaryTree.hh` and `binaryTree.cc`. In addition you'll find a file `main.cc` with a `main` function and several stubs of functions to be implemented.

On unix systems, you can use of the `makefile` to compile your code by simply typing `make` in the command line. Otherwise manually call the compiler with all source files (`.cc` ending) as input.

Exercise 4 a)

Implement the copy constructor of the class `Node` such that it performs a deep copy of its subtree. In addition, write `COPY` to the standard output.

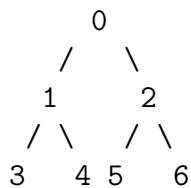
Implement the destructor of the class `Node` such that, upon destruction of a `Node`, all child nodes are destructed and their memory is freed.

Note: Follow this link for information on copy-constructors, destructors and pointers: <http://www.cplusplus.com/doc/tutorial/classes2/>

Exercise 4 b)

Implement the `print` function of the class `Node` to output a tree in in-order ordering such that the value of a node and the values of its children are surrounded by brackets. See the following example for an illustration:

The tree:



The output:

```
((3)1(4))0((5)2(6))
```

Exercise 4 c)

Implement two functions `foo` and `bar`. Both take as parameter the root node of a tree. However, `foo` calls the root node by value whereas `bar` calls the root node by reference.

Note: Follow this link for information on call-by-value and call-by-reference:

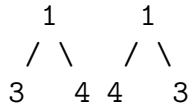
<http://www.cplusplus.com/articles/z6vU7k9E/>

Exercise 4 d)

Implement a function `isSymmetric` that returns `true` if and only if the tree is axial symmetric around a vertical axis through the root node.

For instance, for this tree, `isSymmetric` must return `true`:

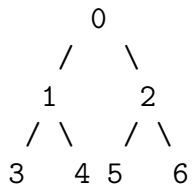




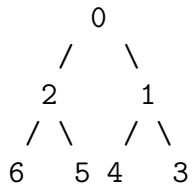
Exercise 4 e)

Implement a function `invert` that inverts a given tree. See the following example for an illustration:

The tree:



Inverted tree:

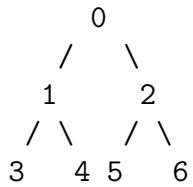


Exercise 4 f)

Implement a function `flatten` that transforms a given tree to a linked-list by reassigning the node's child pointers. Try to perform this transformation in-place, meaning that no new memory must be allocated except for auxiliary variables.

See the following example for an illustration:

The tree:



Tree as linked-list:

0-1-3-4-2-5-6